

myPortfolio - Feedback options

On the myPortfolio platform, there are various options for providing feedback for both teachers and students.

1. General feedback options

There are basically two options for giving feedback, which are accessible to all users. Which one is best for you depends on your needs.

1.1 Annotations

The first option is the annotations block. If you insert this block into a page, people with whom you share the corresponding page can leave their feedback there.



Abb. 4: Annotations

Mahara also offers the option of leaving comments. You can leave comments with an embedded 0-5 star rating system. You can also use this function to comment on individual artifacts (see “Commenting on individual artifacts”) or the entire (profile) page.

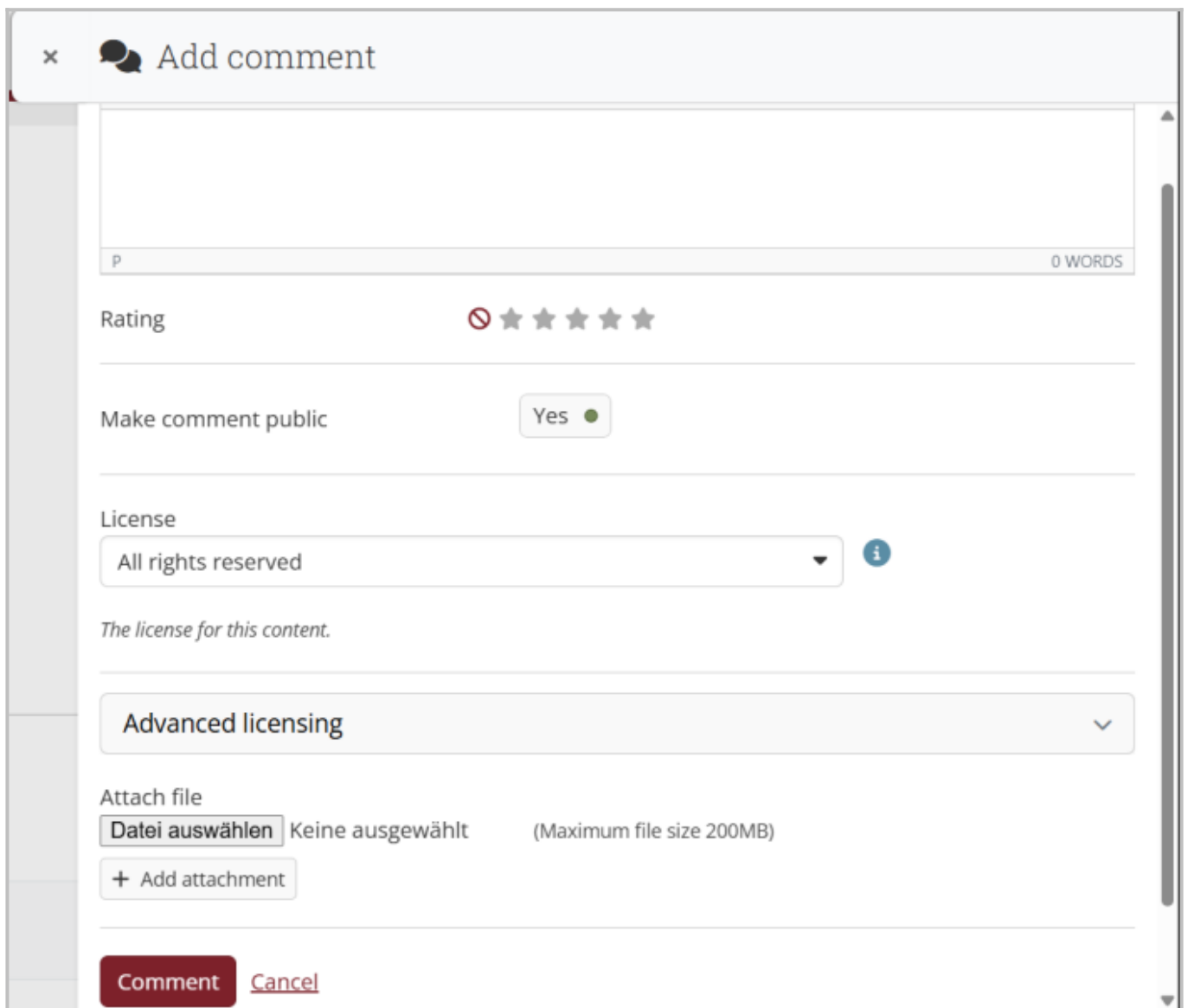


Abb. 6: Comments with star rating

This function also allows you to attach files, e.g. more detailed comments in the form of pdf or word files.

1.2.1 Giving feedback on an entire page

1.2.2 Commenting on individual artifacts

Some types of blocks offer the option of commenting on them directly. These are:

- Image blocks
- Downloadable files
- Blog entries
- Notes



Abb. 8: Commenting on individual artifacts

To be able to use this function, comments must be allowed in the settings of the file or blog post. For notes, the function can be allowed when creating the block.

2. Feedback from teachers

As a teacher, in addition to the generally accessible options, you can also use the submission function to give your students feedback.

2.1 Submission

If you have activated the submissions in your group, you can give the students feedback using the three selection options on the Submissions tab:

- Passed
- Failed
- Revise

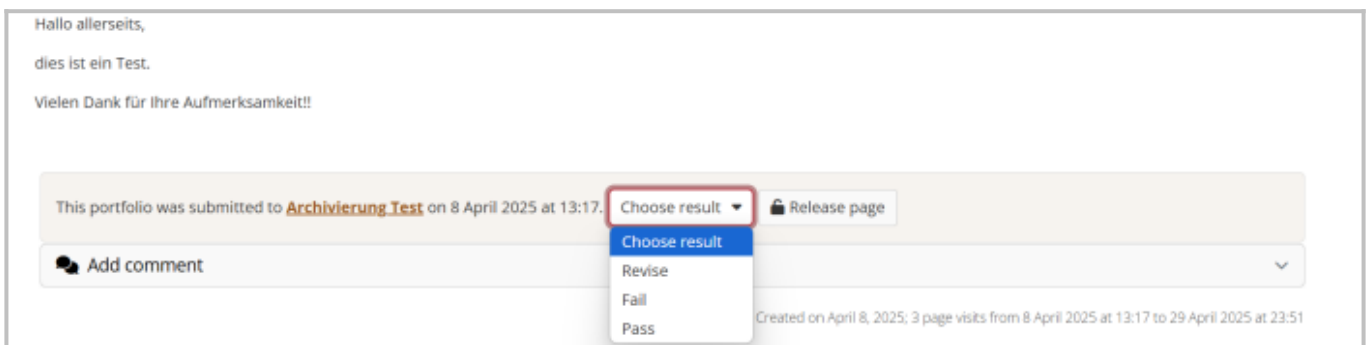


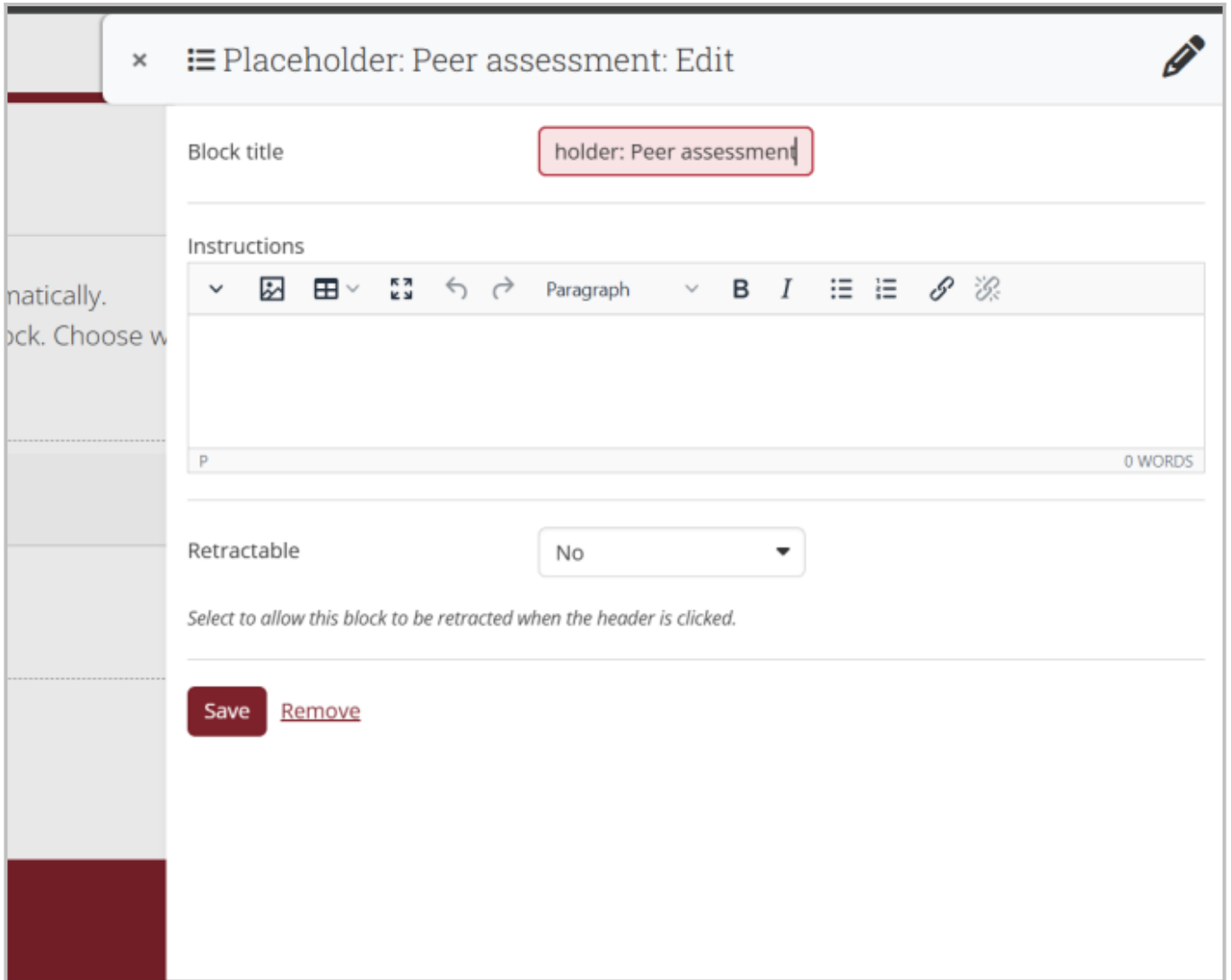
Abb. 9: Submissions from teachers

3. Feedback from students (peer-to-peer)

We generally recommend a function for students to provide feedback.

3.1 Peer assessment

This is a function that must be added by a teacher and allows students to leave comments directly under individual artifacts of other students. However, students are also able to use the other feedback options (except for the submission function). We therefore recommend that the “peer assessment” function be the only option for peer-to-peer feedback in order to maintain an obvious separation.



Placeholder: Peer assessment: Edit

Block title: holder: Peer assessment

Instructions

Paragraph B I List Link Unlink

Retractable: No

Select to allow this block to be retracted when the header is clicked.

Save Remove

Abb. 11: Insert peer assessment

If you have any questions or requirements, please contact us at lehrservice@leuphana.de.

Die Entwicklung erfolgte durch Mitarbeitende des Leuphana Lehrservice (lehrservice@leuphana.de)



Dieses Dokument ist lizenziert unter der Creative Commons Lizenz CC BY 4.0.

Urheber:in bei einer Weiterverwendung bitte wie folgt angeben:
Lehrservice Leuphana Universität Lüneburg.